


TO GO OFFER



• Food Box



P 298

• Onctuose



P 297

• So Urban

NEW



P 294 - 297

• Empilable Caps



P 300

• Compatible

NEW



P 302

• Pure Box Active

NEW



P 300



SO URBAN
110 mm 25 cl*
Ø M = 110 mm
H = 42 mm
P = 150 g
Q1762
TA 24=24-P/P=2496
Q1763
IT 960=960-P/P=960



SO URBAN
110 mm 25 cl*
+ LID assembled
Ø M = 118 mm
H = 43 mm
P = 172 g
Q1764
TA 24=24-P/P=1152
+ LID non assembled
Q1758
TA 24=24-P/P=1344



SO URBAN
110 mm 37 cl*
Ø M = 110 mm
H = 65 mm
P = 180 g
Q1753
TA 24=24-P/P=1920
Q1755
IT672 =672-P/P=672



SO URBAN
110 mm 37 cl*
+ LID assembled
Ø M = 118 mm
H = 66 mm
P = 203 g
Q1756
TA 24=24-P/P=864
+ LID non assembled
Q1757
TA 24=24-P/P=1152



SO URBAN
LID 110 mm
Ø M = 118 mm
H = 13 mm
P = 22 g
Q1759
TA96 = 96-P/P=8640
Q3007
TA24 =24-P/P=7128



SO URBAN
140 mm - 58 cl*
Ø M = 140 mm
H = 56 mm
P = 240 g
Q1750
TA 24=24-P/P=1152
Q1749
IT528 =528-P/P=528



SO URBAN
140 mm - 58 cl* + LID
assembled
Ø M = 148 mm
H = 57 mm
P = 276 g
Q1751
TA 24=24-P/P=504
+ LID non assembled
Q1752
TA 24=24-P/P=576



SO URBAN
57 cl TOLERANCED
TUMBLER
Ø M = 90 mm
H = 150 mm
P = 305 g
Q5137
F6/B4 =
24-P/P=576



SO URBAN
140 mm - 80 cl*
Ø M = 140 mm
H = 81 mm
P = 315 g
Q1745
TA 24=24-P/P=936
Q1744
IT396= 396-P/P=396



SO URBAN
140 mm - 80 cl* + LID
assembled
Ø M = 148 mm
H = 82 mm
P = 351 g
Q1746
TA 24=24-P/P=360
+ LID non assembled
Q0620
TA 24=24-P/P=960



SO URBAN
57 cl * + LID
assembled
Ø M = 98 mm
H = 151 mm
P = 319 g
Q3422
F6/B4=24-P/P=360
+ LID non assembled
Q3423
TA 24=24-P/P=432
Available from
September 2022

NEW



SO URBAN
LID 140 mm
Ø M = 148 mm
H = 15 mm
P = 36 g
Q1748
TA96=96-P/P=6912
Q3006
TA24 =24-P/P=4800



SO URBAN
LID 90 mm
Ø M = 98 mm
H = 13 mm
P = 14 g
Q3435
TA24-P/P=1344
Available from
September 2022

NEW

* fill to the brim capacity



So Urban ARCOROC Tempered GLASS **NEW**
PE Lid



SO URBAN
170 mm 110 cl*
Ø M = 170 mm
H = 73 mm
W = 380 g
Q6303
A12=12-P/P=660
Q8878
IT 264=264-P/P=264

So Urban ARCOROC Tempered GLASS **NEW**
PE Lid



SO URBAN
190 mm 135 cl*
Ø M = 190 mm
H = 70 mm
W = 450 g
Q6304
A12 = 12-P/P=600
Q8883
IT234 =TBC-P/P=234



SO URBAN
190 mm 135 cl*
+ LID assembled
Ø M = 195 mm
H = 71 mm
W = 506 g
Q8897
A12=12-P/P=240
+ LID non assembled
Q8881
A12=12-P/P=288



SO URBAN
170 mm 110 cl*
+ LID assembled
Ø M = 179 mm
H = 74 mm
W = 428 g
Q8872
A12=12-P/P=240
+ LID non assembled
Q8875
A12=12-P/P=360



SO URBAN
LID 190 mm
Ø M = 195 mm
H = 15 mm
W = 56 g
Q8887
A12=12-P/P=1728
Q8891
IT=96=96-P/P=1536



SO URBAN
70 mm 7,5 cl*
Ø M = 75 mm
H = 34 mm
W = 72 g
10018
R6/B6 = 36-P/P=7920



SO URBAN
70 mm 7,5 cl*
+ LID assembled
Ø M = 77 mm
H = 35 mm
W = 77 g
Q3421
A36=36-P/P=3600
+ LID non assembled
Q3420
A36=36-P/P=4860



SO URBAN
LID 70 mm
Ø M = 77 mm
H = 8 mm
W = 3 g
Q3419
A36/B4=144-P/P=10368

Available from September 2022

Onctuose ARCOROC Tempered GLASS
PE Lid



SO URBAN
LID 170 mm
Ø M = 179 mm
H = 15 mm
W = 48 g
Q8898
A12=12-P/P=2304
Q8889
IT=96=96-P/P=2304




ONCTUOSE
TOLERANCED 22 cl
Ø M = 82 mm
H = 59 mm
W = 145 g
Q6197
A24=24-P/P 1512



ONCTUOSE
LID 22 cl
+ LID assembled
Ø M = 85 mm
H = 60 mm
W = 154 g
Q5215
FA6/B4=24-P/P=960



ONCTUOSE
LID 82 mm
Ø M = 85 mm
H = 12 mm
W = 9 g
Q5217
A24=24-P/P=5760



* filled to the brim. New for 2022, information given for reference purposes only. Data may still be subject to adjustment. Non-contractual photos

Available from September 2022



Food Box ARCOROC Tempered GLASS

PE Lid



FOOD BOX
38 cl*
LxW = 140x105 mm
H = 52 mm
P = 250 g
Q3539
TA 12=12-P/P=792



FOOD BOX
38 cl* + LID assembled
LxW = 147 x 110 mm
H = 54 mm
P = 286 g
Q3565
TA 12=12-P/P=936
+ LID non assembled
Q3560
TA 12=12-P/P=504



FOOD BOX
LID 38 cl*
LxW = 147x110 mm
H = 18 mm
P = 26 g
Q3535
TA 12=12-P/P=3840

Food Box

ARCOROC Tempered GLASS

PE Lid



FOOD BOX
82 cl*
LxW = 180x133 mm
H = 60 mm
P = 455 g
Q3540
TA 12=12-P/P=480



FOOD BOX
82 cl + LID assembled
LxW = 187x138 mm
H = 62 mm
P = 503 g
Q3566
TA 12=12-P/P=480
+ LID non assembled
Q3561
TA 12=12-P/P=360



FOOD BOX
LID 82 cl*
LxW = 187x138 mm
H = 18 mm
P = 48 g
Q3572
TA
A12=12-P/P=2304



FOOD BOX
122 cl*
LxW = 206x152 mm
H = 64 mm
P = 598 g
Q3542
TA 12=12-P/P=288



FOOD BOX
122 cl* + LID assembled
LxW = 214x158 mm
H = 66 mm
P = 669 g
Q3567
TA 12=12-P/P=240
+ LID non assembled
Q3562
TA 12=12-P/P=144



FOOD BOX
LID 122 cl*
LxW = 214x158 mm
H = 19 mm
P = 67 g
Q3537
TA
A12=12-P/P=2088



FOOD BOX
197 cl*
LxW = 241x177 mm
H = 69 mm
P = 853 g
Q3544
TA 6=6-P/P=180



FOOD BOX
197 cl* + LID assembled
LxW = 248x182 mm
H = 72 mm
P = 939 g
Q3568
TA 6=6-P/P=216
+ LID non assembled
Q3563
TA 6=6-P/P=126



FOOD BOX
LID 197 cl*
LxW = 248x182 mm
H = 19 mm
P = 106 g
Q3573
TA
A12=12-P/P=1440

* fill to the brim capacity

Empilable **Luminarc** Tempered GLASS
Caps PERFECTLY STACKABLE/PE Lid



EMPILABLE 120 mm 38,5 cl	EMPILABLE CAPS 120 mm 38,5 cl + LID assembled
Ø M = 120 mm H = 54 mm W = 230 g	Ø M = 128 mm H = 56 mm W = 244 g
10000 R6/B6=36-P/P=2016	H1149 A12=12-P/P=924
	LID 120 mm
	Ø M = 126 mm H = 11 mm W = 14 g
	Q6211 A24=24-P/P=2400



EMPILABLE 140 mm 62,5 cl	EMPILABLE CAPS 140 mm 62,5 cl + LID assembled
Ø M = 140 mm H = 62 mm W = 270 g	Ø M = 148 mm H = 64 mm W = 290 g
10003 R6/B6=36-P/P=1296	H1150 A12=12-P/P=576
	LID 140 mm
	Ø M = 145 mm H = 11 mm W = 20 g
	Q9862 A24=24-P/P=1920



EMPILABLE 170 mm 1,1 L	EMPILABLE CAPS 170 mm 1,1 L + LID assembled
Ø M = 170 mm H = 79 mm W = 440 g	Ø M = 176 mm H = 80 mm W = 470 g
10027 R6/B4=24-P/P=720	H1151 A6=6-P/P=300
	LID 170 mm
	Ø M = 176 mm H = 12 mm W = 30 g
	Q6213 A24=24-P/P=1440

Pure Box **Luminarc** Tempered GLASS
Active PP Lid



PURE BOX ACTIVE
50 cl

Ø M = 138,5 mm H = 79 mm W = 424 g
Q3454 TA 6=6-P/P=408



EMPILABLE 200 mm 1,8 L	EMPILABLE CAPS 200 mm 1,8 L + LID assembled
Ø M = 200 mm H = 92 mm W = 640 g	Ø M = 209 mm H = 91 mm W = 695 g
10022 R6/B1=6-P/P=360	H1152 A8=8-P/P=192
	LID 200 mm
	Ø M = 204 mm H = 11 mm W = 47 g
	Q6214 A24=24-P/P=1440























EMPILABLE 230 mm 2,9 L	EMPILABLE CAPS 230 mm 2,9 L + LID assembled
Ø M = 230 mm H = 106 mm W = 880 g	Ø M = 240 mm H = 108 mm W = 944 g
10021 A6=6-P/P=270	H1154 A6=6-P/P=120
	LID 230 mm
	Ø M = 234 mm H = 13 mm W = 64 g
	Q9863 A24=24-P/P=1152

Compatible

ARCOROC

PE Lid

 Ø M = 90 mm H = 9 mm W = 7 g Q9737 A24=24	 Ø M = 90 mm H = 9 mm W = 7 g Q3497 A48=48	 Ø M = 82 mm H = 12 mm W = 9 g Q5217 A24=24
 SHETLAND 42 cl HB Ø M = 89 mm H = 146 mm W = 310 g 79698 F12/B4=48V	 BE BOP 21 cl OF Ø M = 82 mm H = 59 mm W = 125 g N4788 F6/B4=24	 STACK'UP 21 cl OF Ø M = 83 mm H = 80 mm W = 238 g H5647 F6/B4=24
 SHETLAND 25 cl OF Ø M = 90 mm H = 88 mm W = 250 g 79747 F12/B4=48	 NEW YORK 25 cl OF Ø M = 81 mm H = 84 mm W = 220 g L7339 F6/B4=24	 ONCTUOSE 23 cl FB Ø M = 82 mm H = 39 mm W = 145 g J4764 F6=6
 ISLANDE 38 cl OF Ø M = 89 mm H = 96 mm W = 420 g N6377 F6/B4=24	 Ø M = 96 mm H = 9 mm W = 8 g Q9738 A24=24	 ESKALE 42 cl OF Ø M = 97 mm H = 96 mm W = 315 g L3749 FA6/B4=24
 ESKALE 31 cl OF Ø M = 91 mm H = 87 mm W = 248 g L3750 FA6/B4=24	 BRITANNIA 20 oz 57 cl Ø M = 135 mm H = 125 mm W = 520 g 00989 A24=24	 ARCADIE 35 cl OF Ø M = 96 mm H = 98 mm W = 280 g Q2750 F6/B4=24
 GRANITY 42 cl HB Ø M = 89 mm H = 130 mm W = 400 g J2602 F6=6		
 ULTIMATE 20 oz HB 57 cl Ø M = 90 mm H = 160 mm W = 425 g G8563 TA24=24		
 NONIC 23 oz HB 66 cl Ø M = 90 mm H = 159 mm W = 315 g P4016 TA48=48		
 SIDRA 50 cl HB Ø M = 89 mm H = 120 mm W = 235 g L6500 F6/B4=24		
 NEW YORK 38 cl OF Ø M = 89 mm H = 100 mm W = 315 g L7334 F6/B4=24		

Compatible

ARCOROC

PE Lid

 Ø M = 234 mm H = 13 mm W = 64 g Q9863 A 24=24	 Ø M = 204 mm H = 11 mm W = 47 g Q6214 A 24=24	 Ø M = 176 mm H = 12 mm W = 30 g Q6213 A 24=24
 EMPLILABLE 230 mm - 2.9 L Ø M = 230 mm H = 106 mm W = 880 g 10021 A6=6	 EMPLILABLE 200 mm - 1.8 L Ø M = 200 mm H = 92 mm W = 640 g 10022 R6/B1=6	 EMPLILABLE 170 mm - 1.1 L Ø M = 170 mm H = 79 mm W = 440 g 10027 R6/B4=24
 COSMOS 230 mm - 2.6 L Ø M = 230 mm H = 110 mm W = 755 g E8859 R6/B1=6	 COSMOS 200 mm - 1.7 L Ø M = 200 mm H = 95 mm W = 510 g 30362 R6/B2=12	 COSMOS 170 mm - 1 L Ø M = 170 mm H = 80 mm W = 325 g H5360 R6/B4=24
	 SO URBAN 170 mm - 1.10 cl* Ø M = 170 mm H = 73 mm W = 380 g Q6303 TA 12=12	
 Be Bop 21 cl		
 Stack up 21 cl		
 Ø M = 145 mm H = 11 mm W = 20 g Q9862 A 24=24	 EMPLILABLE 140 mm - 62.5 cl Ø M = 140 mm H = 62 mm W = 270 g 10003 R6/B6=36	 Ø M = 126 mm H = 11 mm W = 14 g Q6211 A 24=24
 SO URBAN 140 mm - 58 cl* Ø M = 140 mm H = 56 mm W = 240 g Q1750 TA 24=24	 EMPLILABLE 120 mm - 38.5 cl Ø M = 120 mm H = 54 mm W = 230 g 10000 R6/B6=36	
 SO URBAN 140 mm - 80 cl* Ø M = 140 mm H = 81 mm W = 315 g Q1745 TA 24=24		



Compatible